

# MANISCOPIC

**MT 1235**  
S & ST



- Maximum lifting height : 12 m
- Capacity : 3500 kg
- Maximum forward reach : 8.36 m
- Torque convertor
- Hydraulic stabilizers

 **MANITOU**

# MT 1235 S/ST

**Lifting capacity** .....3500 kg  
 at 500 mm from forks heels.  
 Tipping load at maximum reach : .....1460 kg  
 Tear out force with bucket  
 to ISO 8313 .....7000 daN

**Lifting height** : .....12 m  
**Times** : unladen / loaded (in s)  
 Lifting .....10.8/11.2  
 Lowering .....7.3/7  
 Simultaneous extension 1st and 2nd booms...22.6/22.9  
 Simultaneous retraction 1st and 2nd booms...17.4/16.7  
 Time unladen (in s)  
 Crowd.....4.3  
 Dump .....3.4

**Tyres**  
 400/80 -24 TL 156 B

**Forks** (mm)  
 Length .....1200  
 Width x thickness .....125 X 45  
 Maximum distance between forks .....1040  
 Carriage rotation .....124°

**Multidisc brakes - hydraulically assisted on both axles**

**PERKINS Engine**  
 Type .....1104D-44T/1104D-44TA  
 Capacity .....4 cylindres - 4400 cm<sup>3</sup>  
 Power (ISO/TR 14396) S : .....70 kW/95 HP  
 at 2200 rpm ST : .....74.5 kW/101 HP  
 Maximum torque S : .....392 Nm at 1400 rpm  
 ST : .....410 Nm at 1400 rpm  
 Direct Injection  
 Water Cooling

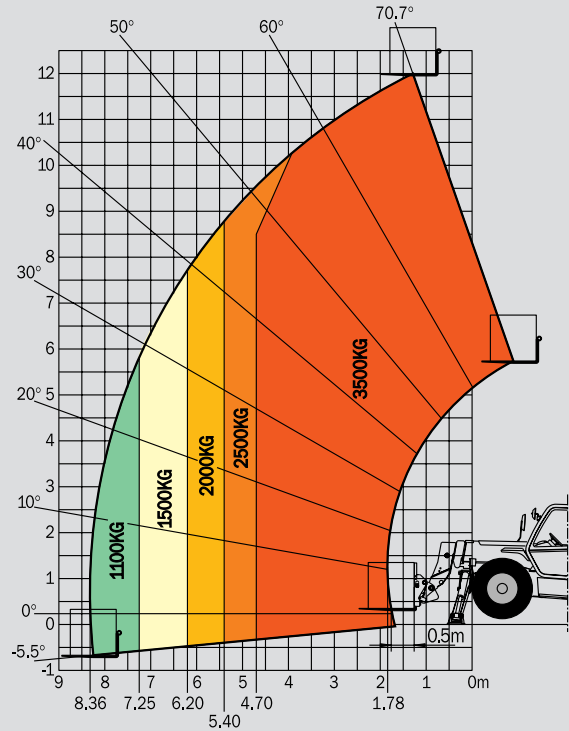
**Transmission**.....Torque convertor  
 Electro-hydraulic reversing shift  
 4 speeds forward and reverse  
 Maximum travel speed .....25 km/h

**Hydraulics**  
 Lifting/tilting pump  
 gear type: .....260 bars/105 l/mn  
 Flow divider with priority to steering and brakes

**Capacities**  
 Cooling system.....18.5 l.  
 Engine oil .....10.5 l. (Turbo 11 l.)  
 Hydraulic oil.....120 l.  
 Transmission oil .....16 l.  
 Fuel tank.....135 l.

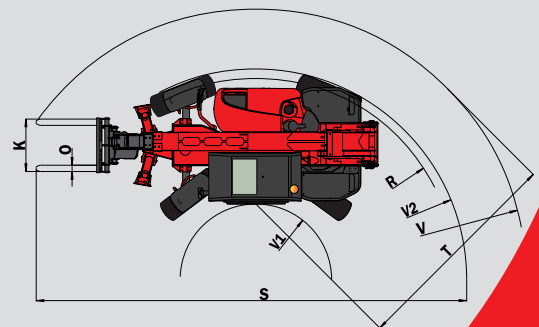
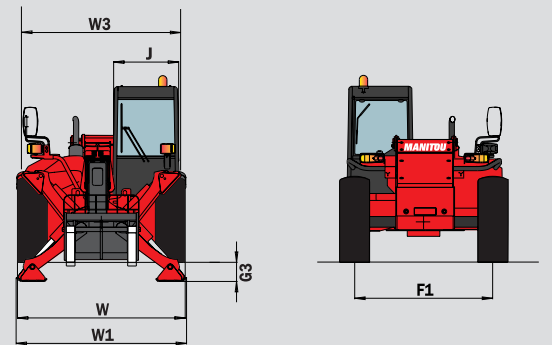
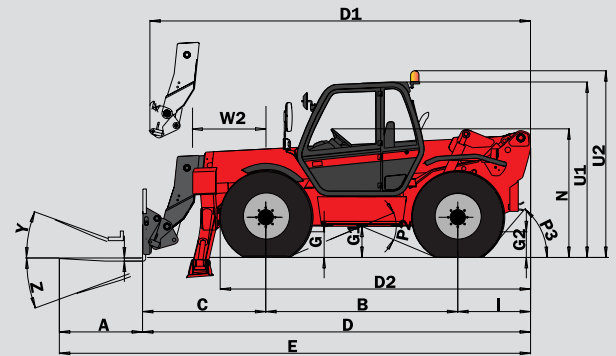
**Weight unladen** (with forks) .....8960 kg  
**Overall width** .....2.40 m  
**Overall height** .....2.57 m  
**Turning radius** (outside wheels) .....4.15 m  
**Overall length** .....5.59 m  
**Ground clearance**.....0.45 m  
**Drawbar pull** .....7500/8600 daN

## Reach at maximum height : 1.5 m



Under  
 EN 1459  
 annexe B

A	1200
B	2770
C	1770
C1	1850
D	5590
D1	5670
D2	4405
E	6790
F	1990
F1	1990
G	450
G1	445
G2	450
G3	275
I	1050
J	950
K	1040
L	45
N	1850
O	125
P2	43,5°
P3	40°
R	3950
S	8513
T	3920
U1	2575
U2	2755
V	5390
V1	1470
V2	4158
W	2405
W1	2320
W2	1125
W3	2035
Y	12°
Z	112°



This publication in no way constitutes an offer and the company reserves the right to alter specification without prior notice.  
 The MANITOU models presented in this brochure can be supplied complete with optional equipment attachments.  
 PATENTS FR 93 14367 - EP 0 656 315 US PENDING

