

SOLID AS A
ROKBAK



ARTICULATED HAULERS YOU CAN COUNT ON



CARVED BY A LIFETIME **OF HARD WORK**

Made for the toughest environments. The harshest conditions. The most demanding jobs. For decades, our articulated haulers have delivered. From the heat of the desert to the cold of the arctic, you can rely on Rokbak.

We know hard graft can be hard going on your machines. You need strong performance, power and productivity, every single day. That's why our powerhouse haulers are built to last – pushing reliability and efficiency to the next level for your next job.

Designed for minimum downtime and maximum return on your investment, your Rokbak will help you look after your people, your targets and your bottom line.

LOADED WITH PRIDE

Built in Scotland and shipped around the world, every hauler that rolls out of our factory is loaded with pride. Our teams have honed their knowledge over generations. Often passing the craft down through families. Building an unrivalled base of expertise and commitment.

As a member of the Volvo Group, exceptional quality is at the heart of everything we do. From design to drive, from parts to people. It means you're guaranteed a dedicated, responsive partner, wherever you're grafting in the world.


It also means you're guaranteed a responsible partner with a relentless focus on sustainability. At Rokbak, we believe the choices we make today define the world we live in tomorrow. So, we're committed to minimising our environmental impact through the innovation of our products and our business.






BUILT FOR TOUGH DAYS

Tough jobs need tougher machines. Our rock solid haulers are built to excel in every environment – making light work of construction, quarrying and mining jobs. Together our heavy-duty axles, drivetrain gear reduction and differential locks deliver market-leading performance. With all three axles in permanent all-wheel drive, you get incredible traction, reduced driveline wear and reduced wheel spin. So your hauler wears less and moves more.


 **With adaptive shifting and two speed ratios you get the best of both worlds** – faster ground speeds when conditions are good and more tractive effort when conditions are tough.


“They’re the only earthmovers on the site so they are required to manage all of the haulage as well as maintenance and grading of the roads... they run on mud all the time and they hardly spill a drop.”
John Ashton, Garwoods Civil & Maintenance


ROCK SOLID PERFORMANCE

 **Responsive power** – via engine and transmission shift control in all conditions.

 **Improved productivity and stability** – an independent front suspension, that also minimises operator fatigue.

 **Better performance, better productivity** – the entire drivetrain delivers class-leading rim-pull and is easy to maintain for high productivity.

 **Excellent traction in all working conditions** – provided by electable longitudinal and transverse differential locks which maintain machine momentum on the most severe conditions.

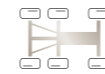
 **Excellent power response** – delivered through the variable Geometry Turbo (Stage V/Tier 4F) and an engine exhaust brake which provides high levels of operational safety and control.

YOU CAN COUNT ON IT



Dependable, durable, determined. Rokbak haulers are designed for maximum uptime. Smart data identifies faults and damage before they cause downtime. Routine maintenance is quick and easy, keeping your service time and costs to a minimum. And our factory-approved parts are backed by a 2-year/6,000-hour warranty – one of the most comprehensive guarantees around.

ROCK SOLID RELIABILITY



Loves unforgiving jobs – the frame has a structural strength well in excess of that needed to absorb the stresses of travelling on tough terrain.



Easy and safe service access – ground level test points with hydraulic tilt cab and electric lift hood.



High protection against environmental contamination – hydraulic system installed with magnetic suction filters, with 4,000 hours fluid maintenance.



Global distribution network – our network of highly skilled, highly trained Rokbak distributors will get your factory-approved parts to you when you need them – wherever you are in the world.



Maximum uptime – in-cab vehicle/powertrain diagnostic and programming connections and on-board machine health data.



The RA30 transmission has a 4,000 hour oil change and the RA40 transmission can operate for 6,000 hours before an oil change – keeping your machine up and running for longer.

“We work 24 hours a day, seven days a week, 365 days. Our machines can easily clock 7,000 hours in a year. These rugged trucks have proven to be durable, reliable partners for this demanding job.”

Simon Turner, Technical & Operations Manager, Ras Al Khaimah

A SMART INVESTMENT



A Rokbak hauler is a shrewd investment. Engineered for efficiency, every single feature is designed to add value to your business. This focused precision means you get a higher quality machine at a lower cost. And it doesn't stop there. From rigorously-tested parts to lean burning engines, your Rokbak hauler will fuel your profits for years to come.



Our load-sense hydraulic system helps conserve energy and improve fuel-efficiency when the truck is in motion. This lowers your impact on the environment and your running costs.



"Fuel is a major operating cost for a mine, and so the low fuel consumption was a key element for us." Product Support Director for PT, United Equipment

ROCK SOLID EFFICIENCY



Lean-burning engines – our engines deliver powerful performance with options to meet a number of the most progressive emission standards around the world.



Longer lifecycles and lower operating costs – fully enclosed multi-disc brakes on all six wheels plus a retarder deliver safe, consistent performance.



Lower fuel and DEF consumption – with an 8 Speed smooth shifting, high performance transmission.



Hard-working parts for hard-working haulers – each factory-approved component is precisely designed and rigorously tested, not only for its individual performance, but also for its interaction with the entire hauler.

WE MOVE MOUNTAINS TO KEEP YOU SAFE



When it comes to keeping drivers safe, our cabs pull their weight. Nothing is more important than getting the job done safely. Even in the toughest conditions, your hard-working drivers will be hauling safely. And in comfort. Our spacious ROPS/FOPS certified cabs have been designed to avoid fatigue – with low noise, air-conditioning, cushioned steering and tough suspension.

ROCK SOLID SAFETY



ROPS/FOPS certified cab – for necessary jobsite protection.



Headlamp pods turn night into day – designed to be easily serviced without raising the hood.



Comfort and productivity – active operator seat with a high back, adjustable air suspension, and adjustable arm rests. The cab has pressurised capabilities and premium performance HVAC and air flow system.



Market-leading, true independent front suspension – as standard, for ultimate comfort on the roughest terrain.



Easy operation and service data extraction – clear instrumentation and LCD display for operational and service feedback, including fuel consumption.



Easy and safe access – thanks to wide, pivoting steps and service platforms.



Operators are guaranteed optimum control, stability and safety thanks to our transmission retardation systems, efficient exhaust brakes and fully enclosed multi-plate, oil-cooled sealed brakes on all six wheels.

“Truck driving is seen as one of the most important jobs in the mine, so it’s vital the operators have as much comfort as possible. When you get in, you don’t want to get out!” Derek Moore, Mine Manager, ISME

PEACE OF MIND

You want to know your hauler is always performing to plan, particularly when it's working remotely. Our smart tech lets you quickly and easily access the health and condition of your hauler. Helping maintain high levels of safety for your personnel, high levels of performance and protecting your investment.



Out of sight doesn't have to mean out of mind. Our bespoke Haul Track system, gives you more visibility and control of your machine with live data viewable on desktop computers or mobile devices.

"We're very happy with the performance of the haulers. We have a very tight schedule, so it's great to know we can fully rely on them to perform efficiently."

Christophe Jeanson, Plant Manager at Bouygues Travaux Publics

ROCK SOLID CONNECTIVITY



Keep track of your hauler – locate it instantly and see where it's been.



Monitor your productivity and operational costs – see how your machine is being operated and observe speeds, dump counts and load cycles.



Scheduled maintenance planning and controlled asset management – to reduce downtime and prolong component lifecycles.



Protecting your hauler – from out of range operating parameters.



Maximise productivity – using clear performance management information.



Early warning – of machine faults.



Continuous improvement – using performance history for plans and improved machine condition monitoring.

TACKLING THE BIG PROBLEMS HEAD ON

We believe in a sustainable future and we're working hard to build it. We've committed to ambitious environmental targets, and this responsibility runs through everything we do – from the innovation of our haulers to the efficiency of our entire business.



ROCK SOLID SUSTAINABILITY



More fuel efficient engines – our new Stage V engines reduce fuel consumption by 7%. Less impact on the environment, big impact on your running costs.



Greener on-site energy – we use 100% renewable energy sources. We've achieved Science Based Targets (SBTs) and ISO standards in energy and environmental management. And, as part of our commitment to WWF Climate Savers, we will reduce our energy use by 2% year on year.



Low emissions and zero waste – we aim to reduce our business CO₂ emissions by 50% by 2030 and be net zero by 2050. We are working towards being landfill free – all waste from our factory, and factory approved parts, is either recycled or reused.



"We're invested in building a better future because doing the right thing is always worth it, even if it isn't always easy."

Paul Douglas, Managing Director of Rokbak

TOUGH AND **TOUGHER**

At Rokbak, reliability comes in two sizes: with payload of 28 and 38 metric (30 and 40 US ton). Check out our hauler specs to find the right Rokbak for your worksite.



Our RA30 transmission with 4,000 hours oil change and the RA40 transmission with 6,000 hours oil change will help increase uptime.



The perfect balance between efficient power, effective gearing and weight distribution means Rokbak haulers can move more loads more quickly.



Efficient fuel consumption protected by an aspirated air cleaner, helps lower your running costs.



On-board diagnostics and real time data helps spot problems before they happen.



The RA40 transmission adaptive shifting and the drop-box two speed ratios mean this machine maintains optimum momentum.



An electrically activated hood lift makes routine maintenance quick and easy.



Spacious, ROPS/FOPS compliant, pressurised cab with excellent HVAC keeps your operator comfortable and focused on the job.



The engine and transmission retardation system supports the brakes for safe performance and long component lifecycles.



Ground level test points and fully tilting cab allow for easy access when servicing.



Excellent responsive power and performance delivered via engine and transmission shift control. High performance on all conditions.



Durable over-pivot hose routing and retention give added protection on severe worksite operations.



Wide pivoting steps and service platforms provide safe, easy access to the cab.

RA30

SPECIFICATIONS

Maximum Payload	28 tonne (30.9 US ton)
Heaped Capacity	17.5m ³ (22.9yd ³)
Gross Power	276kW (370hp)



RA40

SPECIFICATIONS

Maximum Payload	38 tonne (41.9 US ton)
Heaped Capacity	23.0m ³ (30.3yd ³)
Gross Power	331kW (444hp)

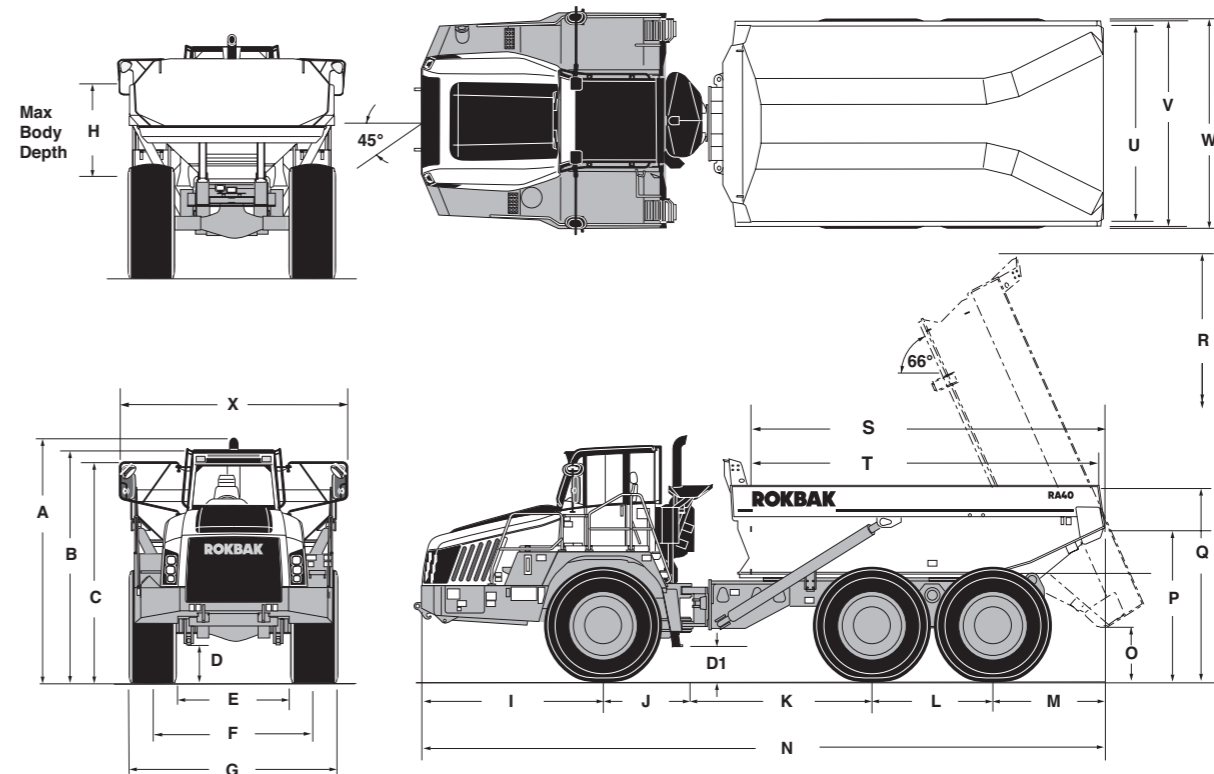
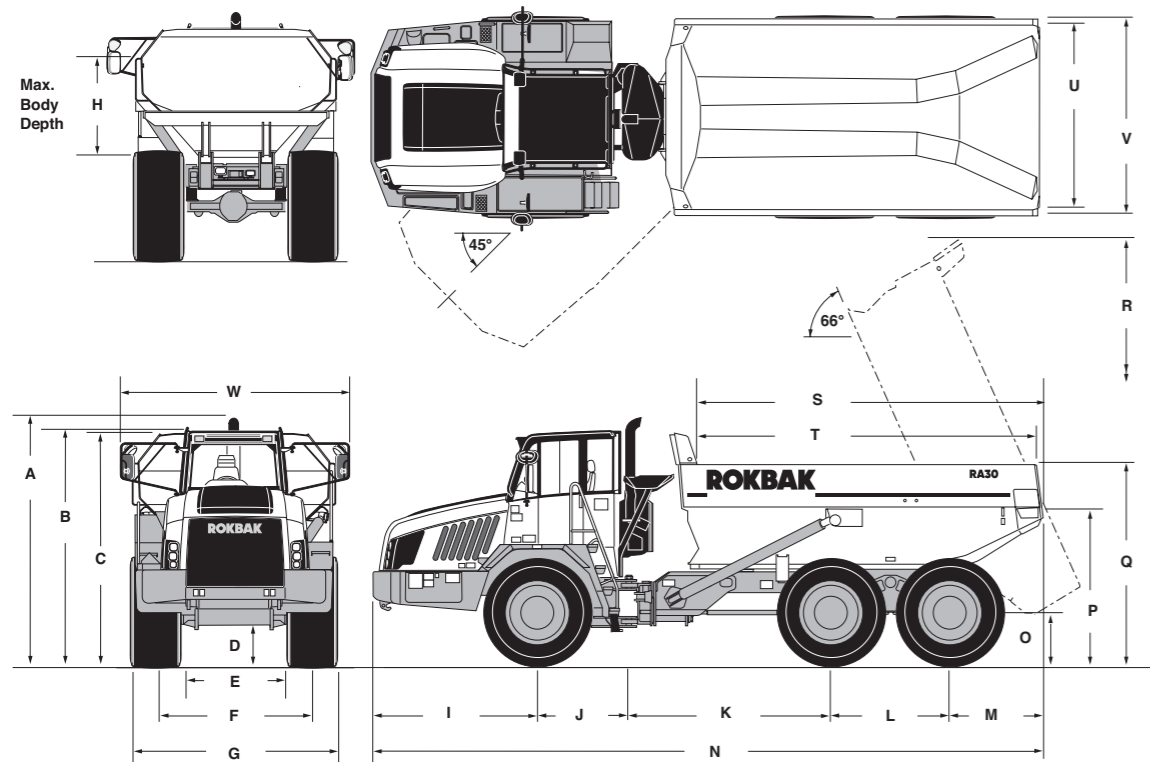


FEATURES

Ergonomically designed environment for high levels of operator comfort	Independent front suspension
Calibrated with the correct balance of power and gearing for effective productive drive to the wheels on all working applications	Available with EPA Tier 4 Final, EU Stage V or Tier 2 compliant engines
Moves high levels of materials quickly and efficiently	8 Speed highly efficient transmission
Lean burning engine for low cost of ownership	Rokbak RA30 articulated hauler – a smart investment for all working applications

FEATURES

Ergonomically designed environment for high levels of operator comfort	Lean burning engine for low cost of ownership
Calibrated with the correct balance of power and gearing for effective productive drive to the wheels on all working applications	Available with EPA Tier 4 Final, EU Stage V or Tier 2 compliant engines
Moves high levels of materials quickly and efficiently	Rokbak RA40 articulated hauler – a smart investment for all working applications





DIMENSIONS


	mm	ft-in		mm	ft-in		mm	ft-in
A	3,560	11-8	I	2,575	8-5	Q	2,986	9-10
B	3,525	11-7	J	1,310	4-4	R	6,236	20-5
C	3,432	11-2	K	2,945	9-8	S	5,010	16-5
D	510	1-10	L	1,690	5-6	T	4,855	16-0
E	1,540	5-2	M	1,410	4-9	U	2,705	8-11
F	2,200	7-2	N	9,930	32-6	V	2,890	9-6
G	2,860	9-5	O	755	2-4	W	3,244	10-6
H	1,445	4-9	P	2,224	7-3			


DIMENSIONS


	mm	ft-in		mm	ft-in		mm	ft-in
A	3,945	13-0	I	3,087	10-1	Q	3,152	10-4
B	3,752	12-4	J	1,310	4-4	R	6,933	22-9
C	3,561	11-8	K	2,987	9-10	S	5,658	18-6
D	539	1-9	L	1,950	6-5	T	5,575	18-3
D1	540	1-9	M	1,779	5-10	U	3,129	10-3
E	1,834	6-0	N	11,115	36-5	V	3,318	10-11
F	2,596	8-6	O	916	3-0	W	3,364	11-0
G	3,358	11-0	P	2,479	8-2	X	3,633	11-11
H	1,495	4-11						


ENGINE 	
Engine	Scania DC9
Type	5 cylinder, in-line, four cycle, direct injection diesel, water cooled, turbo charged with air-to-air charge cooling, electronic engine management and engine exhaust brake.
Piston Displacement litres (in³)	9.3 (568)
Bore x Stroke mm (in)	130 x 140 (5.12 x 5.51)
Gross Power kW (hp) @ rpm	276 (370) @ 1,800
Net Power kW (hp) @ rpm	257 (345) @ 2,100
Maximum Torque Nm (lbf ft) @ rpm	1880 (1387) @ 1,400
Gross Power Rated	SAE J1995 Jun 90
Engine Emissions	US EPA Tier 4F, EU Stage V, Tier 2 derivatives
Electrical	24 volt electric start. 100 A alternator. Two 12 volt 180 Ah batteries.
Air Cleaner	Dry-type 3-stage, aspirated air cleaner with safety element, automatic dust ejector and restriction indicator.
Fan	Modulating fan reduces noise level and consumes engine power as required. Note: Net hp with fan clutch disengaged.
Altitude m (ft)	Electronic derate from 2,000 (6,561)


TRANSMISSION 			
Type	ZF 8EP320. Fully automatic with manual over-ride and retarder.		
Assembly	Remote mounted countershaft input/planetary output configuration. Fully automatic with manual over-ride function, promoting smooth gearshifts designed for high productivity and low operator fatigue. Installed with integral retarder and inter-axle differential lock. On-board diagnostics provide performance and operational data feedback.		
Speeds km/h (mph)			
Gear	Forward	Reverse	
1	5 (3.1)	5.4 (3.3)	
2	8 (5)	7.5 (4.7)	
3	11 (6.8)	10.5 (6.5)	
4	15 (9.3)	15 (9.3)	
5	21 (13)	-	
6	29 (18)	-	
7	40 (24.8)	-	
8	55 (34.1)	-	


ENGINE 	
Engine	Scania DC13
Type	6 cylinder, in-line, four cycle, direct injection diesel, water cooled, turbo charged with air-to-air charge cooling, electronic engine management and engine exhaust brake.
Piston Displacement litres (in³)	12.7 (775)
Bore x Stroke mm (in)	130 x 160 (5.12 x 6.37)
Gross Power kW (hp) @ rpm	331 (444) @ 2,100
Net Power kW (hp) @ rpm	328 (440) @ 2,100
Maximum Torque Nm (lbf ft) @ rpm	2,255 (1663) @ 1,300
Gross Power Rated	ISO 3046
Engine Emissions	US EPA Tier 4F, EU Stage V and Tier 2 derivatives
Electrical	24 volt electric start. 100 A alternator. Two 12 volt 180 Ah batteries.
Air Cleaner	Dry-type 3-stage, aspirated air cleaner with safety element, automatic dust ejector and restriction indicator.
Fan	Modulating fan reduces noise level and consumes engine power as required. Note: Net hp with fan clutch disengaged.
Altitude m (ft)	Electronic derate from 2,000 (6,561)

TRANSMISSION 				
Type	Allison HD4560 with integral retarder mounted directly to the engine, fully automatic transmission with planetary gearing, electronic control with six forward and one reverse gear.			
Assembly	Remote mounted 2-speed transfer gearbox taking drive from the transmission and feeding it via a lockable differential to front and rear wheels.			
Speeds km/h (mph)	Ratio 1 Low Speed		Ratio 2 High Speed	
Gear	Forward	Reverse	Forward	Reverse
1	6.0 (3.7)	5.0 (3.1)	9.5 (6.0)	7.8 (4.8)
2	11.3 (7.0)	-	16.0 (10.0)	-
3	16.5 (10.3)	-	25.3 (15.7)	-
4	25.6 (16.0)	-	39.2 (24.4)	-
5	33.9 (21.0)	-	51.9 (32.3)	-
6	41.7 (26.0)	-	63.8 (40.0)	-

AXLES 	
Type	Heavy duty axles with fully floating axle shafts and outboard planetary reduction gearing. The three axles are in permanent all-wheel drive (6x6) with a differential coupling between the front and rear axles. All three axles also have hydraulically actuated multiplate transverse diff lock differentials for 100% cross-axle lock up. The inter-axle and cross-axle diff locks are controlled by the operator, and can be actuated when required in poor traction conditions.
Differential Ratio	3.875 : 1
Planetary Reduction	5.71 : 1
Overall Drivetrain Reduction	22.12 : 1

SUSPENSION 	
Front	Fully independent suspension and wheel movement is provided by a double wishbone design. This is coupled with 4 x hydraulic dampers/coil over springs.
Back	Each axle is coupled to the frame by three rubber-bushed links with lateral restraint by a transverse link. Pivoting inter-axle balance beams equalise load on each rear axle. Suspension movement is cushioned by rubber/metal laminated compression units between each axle and underside of balance beam ends. Pivot points on leading and trailing links are rubber-bushed and maintenance-free.

AXLES 	
Type	Three axles in permanent all-wheel drive (6x6) with differential coupling between each axle to prevent driveline wind-up. Heavy duty axles with full floating axle shafts and outboard planetary reduction gearing. Automatic limited slip differentials in each axle. Leading rear axle incorporates a through drive differential to transmit drive to the rearmost axle. This differential and the dropbox output differential are locked simultaneously using one switch selected by the operator.
Differential Ratio	3.70 : 1
Planetary Reduction	6.35 : 1
Overall Drivetrain Reduction	23.50 : 1

SUSPENSION 	
Front	Four trailing links and a panhard rod locate the front axle giving a high roll centre. The optimised front axle position along with the wide spaced main and rebound mounts, mounted directly above the axle and long suspension travel, combine with the two heavy duty dampers each side to give excellent handling and ride.
Back	Each axle is coupled to the frame by three rubber-bushed links with lateral restraint by a transverse link. Pivoting inter-axle balance beams equalise load on each rear axle. Suspension movement is cushioned by rubber/metal laminated compression units between each axle and underside of balance beam ends. Pivot points on leading and trailing links are rubber-bushed and maintenance-free.

STEERING



Type	Hydrostatic power steering by two double-acting cushioned steering cylinders with pressure supplied by a variable displacement/load sensing piston pump. Secondary steering pressure provided by a ground driven pump.
Steering Angle to Either Side	45°
Lock to Lock Turns, Steering Wheel	4
System Pressure Bar (lbf/in²)	241 (3,500)
SAE Turning Radius mm (ft-in)	8,470 (27-9)
Clearing Radius mm (ft-in)	8,950 (29-4)

HOIST



Type	Two single-stage, double-acting hoist cylinders, cushioned at the base end. Variable displacement/load sensing piston pump driven from power take-off on transmission. Full flow return line filtration. Full electro-hydraulic hoist control, with electronic detent in power down.
System Pressure bar (lbf/in²)	220 (3,200)
Pump Output Flow Rate: litre/sec (gal/sec)	4.9 (1.29)
Raise (loaded) Seconds	12
Lower Seconds	7.5

STEERING



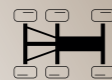
Type	Hydrostatic power steering by two double-acting cushioned steering cylinders with pressure supplied by a variable displacement/load sensing piston pump. Secondary steering pressure provided by a ground driven pump.
Steering Angle to Either Side	45°
Lock to Lock Turns, Steering Wheel	2-5
System Pressure Bar (lbf/in²)	240 (3,480)
SAE Turning Radius mm (ft-in)	9,185 (30-1)
Clearing Radius mm (ft-in)	9,675 (31-9)

HOIST



Type	Two single-stage, double-acting hoist cylinders, cushioned at the base end. Variable displacement/load sensing piston pump driven from power take-off on transmission. Full flow return line filtration. Full electro-hydraulic hoist control, with electronic detent in power down.
System Pressure bar (lbf/in²)	240 (3,480)
Pump Output Flow Rate: litre/sec (gal/sec)	5.4 (1.43)
Raise (loaded) Seconds	12.5
Lower Seconds	8

FRAME



Type	Front and rear frames are all-welded high grade steel fabrications with rectangular box-section beams forming the main side and cross members. Inter-frame oscillation is provided by a large diameter cylindrical coupling which houses nylon bushings. Frames articulated 45° to either side for steering by means of two widely-spaced pivot pins in back-to-back sealed taper roller bearings.
-------------	--

TYRES AND WHEELS



Tyres	Standard 23.5. Optional 750/65
Rims	Standard 25x19.50. For optional tyre, 25x22.00
Wheels	3-piece earthmover rims with 12 stud fixing.

FRAME



Type	Front and rear frames are all-welded high grade steel fabrications with rectangular box-section beams forming the main side and cross members. Inter-frame oscillation is provided by a large diameter cylindrical coupling which houses nylon bushings. Frames articulated 45° to either side for steering by means of two widely-spaced pivot pins in back-to-back sealed taper roller bearings.
-------------	--

TYRES AND WHEELS



Tyres	Standard 29.5
Rims	Standard 25x25.00
Wheels	3-piece earthmover rims with 19 stud fixing.

BODY



Type	All-welded construction, fabricated from high hardness (min 360 BHN) 1000 Mpa (145,000 lbf/in ²) yield strength steel. Dual slope tailchute improves material ejection from body.
Plate Thickness mm (in): Floor and Tailchute Sides Front	14.0 (0.55) 12.0 (0.47) 8.0 (0.31)
Volume m³ (yd³): Struck Heaped 2:1 (SAE)	13.8 (18.0) 17.5 (22.9)

BRAKES



Primary	All hydraulic braking systems with multiplate sealed and oil cooled brake packs at each wheel. Independent circuits for front and rear brake systems.
Parking	Spring-applied, hydraulic-released disc on rear driveline.
Secondary	Secondary brake control actuates service and parking brakes.
Retarder	Exhaust brake and transmission retarder.

BODY



Type	All-welded construction, fabricated from high hardness (min 360 BHN) 1000 Mpa (145,000 lbf/in ²) yield strength steel. Dual slope tailchute improves material ejection from body.
Plate Thickness mm (in): Floor and Tailchute Sides Front	15.0 (0.58) 12.0 (0.47) 8.0 (0.31)
Volume m³ (yd³): Struck Heaped 2:1 (SAE)	17.4 (22.8) 23.0 (30.3)

BRAKES



Primary	All hydraulic braking systems with enclosed multiplate sealed and force oil cooled brake packs at each wheel. Independent circuits for front and rear brake systems.
Parking	Spring-applied, hydraulic-released disc on rear driveline.
Secondary	Secondary brake control actuates service and parking brakes.
Retarder	Exhaust brake and transmission retarder.

WEIGHTS



	EU Stage V Models		Tier 4 Final Models		Tier 2 Models	
	kg	lb	kg	lb	kg	lb
Net Distribution						
Front Axle	13,213	29,129	13,540	29,851	13,266	29,247
Centre Axle	5,872	12,945	5,486	12,095	5,460	12,037
Rear Axle	5,826	12,844	5,586	12,315	5,493	12,110
Vehicle, Net	24,911	54,919	24,612	54,260	24,219	53,394
Payload	28,000	61,729	28,000	61,729	28,000	61,729
Gross Distribution	kg	lb	kg	lb	kg	lb
Front Axle	15,980	35,300	15,852	34,948	15,097	33,283
Centre Axle	18,319	40,386	18,225	40,179	18,256	40,248
Rear Axle	18,339	40,431	18,535	40,863	18,866	41,592
Vehicle Gross	52,638	116,047	52,612	115,990	52,219	115,123
Ancillary Weights	kg	lb	kg	lb	kg	lb
Frame	3,727	8,217	3,727	8,217	3,727	8,217
Body	3,776	8,325	3,776	8,325	3,776	8,325
Hoist, Pair	530	1,170	530	1,170	530	1,170

CAPACITIES



	litres	US gal
Fuel Tank	370	98
Hydraulic System (steering and body)	164	43.3
Engine Crankcase	34	9
Cooling System	48.8	12.9
Transmission (inc filters and cooler)	50.2	13.3
Differential – Front and Rear (each)	28.8	7.6
Differential – Centre	31	8.2
Planetaries – (each)	8.5	2.2
Brake Cooling System	–	–
DEF System*	38	10

*only applicable on Tier 4 Final/Stage V

SOUND LEVELS



Sound level in cab according to ISO 6396:2008	
LpA: dB(A)	72.7
External sound level according to ISO 6395:2008	
LpA: dB(A)	109

GROUND PRESSURE



These figures are for total contact area, total area within the ellipse of contact.

Tyres	23.5 R25		750/65	
	kPa	Psi	kPa	Psi
Front	406	59	310	45
Rear	462	67	351	51

These pressures are for standard tyres.

WEIGHTS



	EU Stage V Models		Tier 4 Final Models		Tier 2 Models	
	kg	lb	kg	lb	kg	lb
Net Distribution						
Front Axle	17,046	37,580	17,001	37,481	16,743	36,912
Centre Axle	7,789	17,171	7,385	16,281	7,445	16,413
Rear Axle	7,586	16,724	7,521	16,581	7,393	16,299
Vehicle, Net	32,421	71,476	31,907	70,343	31,581	69,624
Payload	38,000	83,775	38,000	83,775	38,000	83,775
Gross Distribution	kg	lb	kg	lb	kg	lb
Front Axle	19,040	41,976	18,500	40,786	18,742	41,319
Centre Axle	25,653	56,555	25,100	55,336	25,422	56,045
Rear Axle	25,646	56,555	25,160	55,468	25,485	56,184
Vehicle Gross	70,339	155,070	68,760	151,590	69,649	153,548
Ancillary Weights	kg	lb	kg	lb	kg	lb
Frame	5,468	12,055	5,468	12,055	5,450	12,015
Body	5,400	11,905	5,400	11,905	5,400	11,905
Hoist, Pair	660	1,455	660	1,455	660	1,455

GROUND PRESSURE



These figures are for total contact area, total area within the ellipse of contact.

Tyres	29.5 R25	
	kPa	Psi
Front	372	54
Rear	469	68

These pressures are for standard tyres.

CAPACITIES



	litres	US gal
Fuel Tank	500	132
Hydraulic System (steering and body)	341	90
Engine Crankcase	45	11.8
Cooling System	70	18.5
Transmission (inc filters and cooler)	48	12.7
Differential – Front and Rear (each)	38	10
Differential – Centre	39	10.3
Planetaries (each)	8.5	2.2
Brake Cooling System	188	49.7
DEF System*	38	10
Drop Box	17	4.5

* only applicable on Tier 4 Final/EU Stage V

SOUND LEVELS

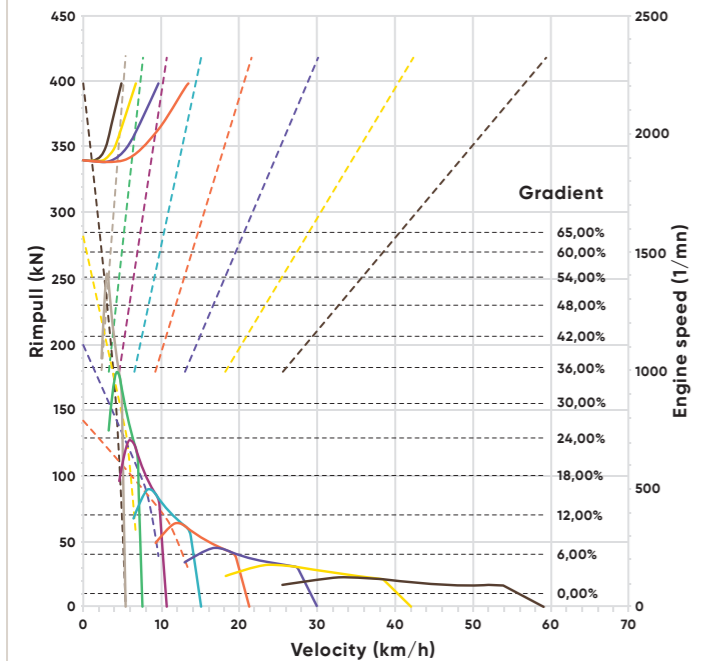


Sound level in cab according to ISO 6396:2008	
LpA: dB(A)	70
External sound level according to ISO 6395:2008	
LpA: dB(A)	109

GRADEABILITY



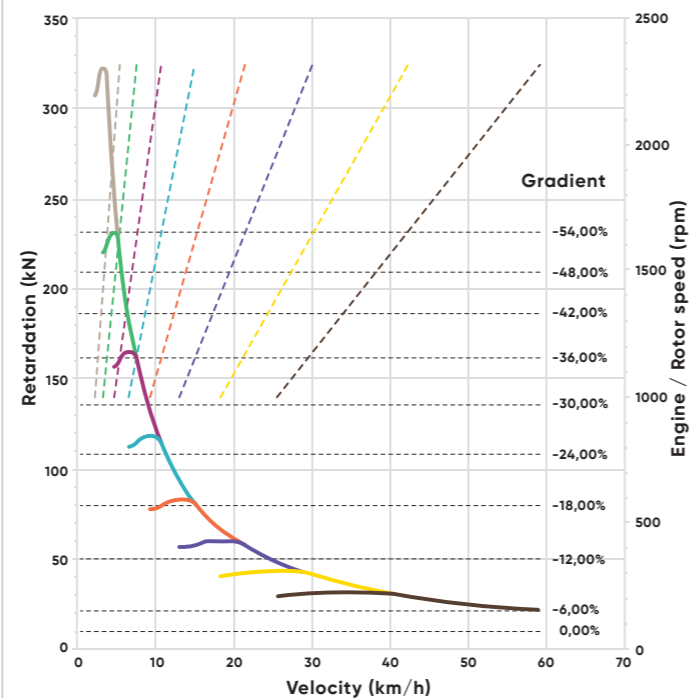
Tractive Effort Diagram Forward – Unit equipped with 23.5 R25 Tyres. Graphs based on 2% rolling resistance.



RETARDATION



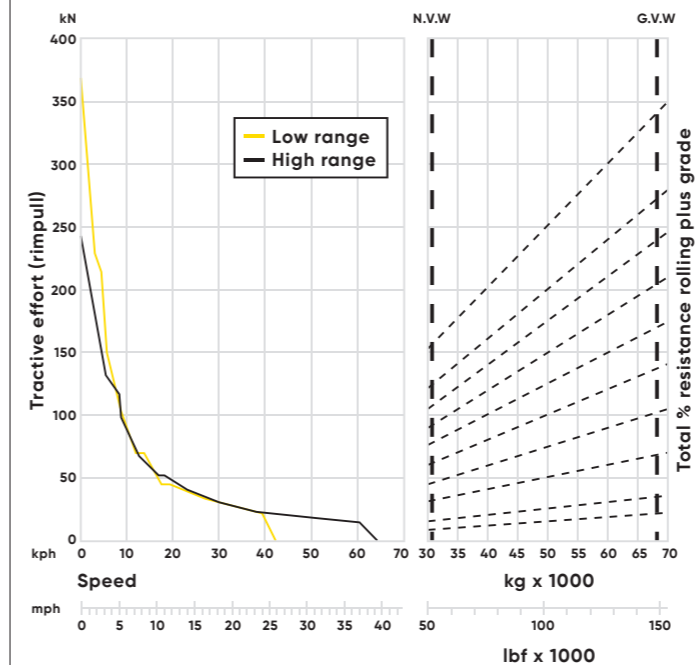
Brake Force Diagram Forward – Instructions: From intersection of vehicle weight with percentage resistance line read across to determine maximum gear attainable, and then downwards for vehicle speed.



GRADEABILITY



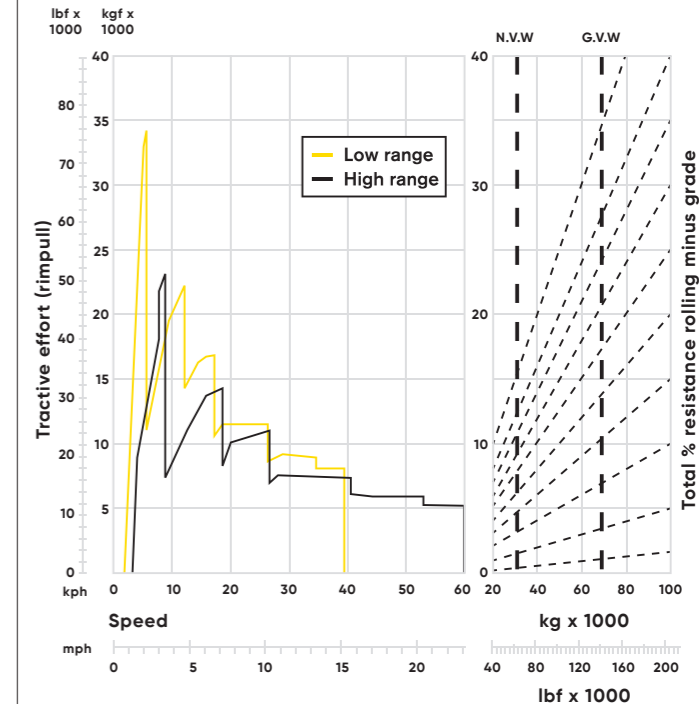
Unit equipped with 29.5 R25 Tyres. Graphs based on 2% rolling resistance.



RETARDATION



Instructions: From intersection of vehicle weight with percentage resistance line read across to determine maximum gear attainable, and then downwards for vehicle speed.



STANDARD EQUIPMENT



CAB AND OPERATOR

Air Conditioning	✓	Rear Vision Camera/Monitor	✓
Air Filter Restriction Indicator	✓	ROPS/FOPS Protection ISO3471/3449	✓
Auxiliary Power Outlets 12V and 24V	✓	Seat Belts Retractable J386	✓
CD/Tuner/MP3 Connectivity	✓	Seat, Operator, Air Suspension, High Back, Headrest and Adjustable Armrests	✓
Coat Hook	✓	Seat, Trainer	✓
Engine/Transmission/Hydraulic Diagnostic Facility	✓	Steering Wheel, Tilt/Telescopic	✓
Heating, Ventilation and Air Conditioning System (HVAC)	✓	Storage Compartment	✓
HEPA Cab Air Filter	✓	Sun Visor (internal)	✓
Insulation, Thermal and Acoustic	✓	Tinted Glass	✓
Interior Light	✓	Window Protection Grill, Rear	✓
Mirror Rear View (4)	✓	Wiper and Washer, Front and Rear Windows	✓
Mug Holder	✓	Mirror with wide angle	✓

WARNING LIGHTS AND AUDIBLE ALARM

Alternator Charging	✓	Engine 'STOP'	✓
Body Up	✓	Exhaust Brake	✓
Brake Cooling Oil Pressure	NA	Front Brake Accumulator Pressure	✓
Brake Cooling Oil Temperature	NA	Headlight High Beam	✓
Differential Lock	✓	Headlights Active	✓
Direction Indicators	✓	Hydraulic Oil Filter Change	✓
Dropbox High/Low Oil Pressure	NA	Hydraulic Oil Level Low	✓
Dropbox High/Oil Temperature	NA	Low Fuel	✓
Dropbox High/Ratio Selected	NA	Parking Brake	✓
Dropbox Low/Ratio Selected	NA	Rear Brake Accumulator Pressure	✓
Engine Air Filter Change	✓	Reverse Alarm Audible J994	✓
Engine 'CHECK'	✓	Secondary Steering	✓
Engine Coolant Level Low	✓	Transmission Check	✓
Engine Oil Pressure Low	✓	Transmission High Oil Temp	✓
Engine Over-speed Active	✓	Transmission Retarder	✓

GENERAL

Articulation and Oscillation Lock	✓	Manual Body Lower	NA
Battery Master Switch	✓	Modulating Cooling Fans	✓
Body Prop	✓	Mudflaps at Front and Centre	✓
Brakes Fully Hydraulic Dual Circuit System	✓	Neutral Start Interlock	✓
Diagnostic Pressure Test Points	✓	Pivot Protection Guard	✓
Differential Locks	✓	Rear Light Guards	✓
Electronic Assisted Body Hoist Control	✓	Secondary Steering	✓
Emergency Body Lower (EU Only)	✓	Security Kit	✓
Engine/Transmission/Hydraulic Electronic Management System	✓	Tilting Cab for Maintenance	✓
Exhaust Brake	✓	Tow Points, Front and Rear	✓
Exhaust Muffler	✓	Transmission Downshift Inhibitor	✓
Handrails on Fenders	✓	Transmission Oil Cooler	✓
Horn, Electric 117db	✓	Transmission Retarder	✓
Hydraulic Filter Restriction Indicator	✓	Transmission Sump Guard	✓
Hydraulic Oil Cooler	✓	Tyre Inflation Nitrogen	✓
Independent Suspension	✓		

Gauges

Body Tip Counter	✓	Fuel Level	✓
Brake Oil Temperature	✓	Hourmeter	✓
DEF Level Gauge	✓	Hydraulic Oil Temperature	✓
DEF Level Warning	✓	Speedometer/Digital Odometer/Tripmeter	✓
Engine Coolant Temperature	✓	Tachometer	✓
Fuel Consumption/Usage	✓	Transmission Oil Temperature	✓

LIGHTS

Direction and Hazard Warning Indicators (LED on Rear)	✓	Side and Tail (LED)	✓
Front Working Lights, Roof Mounted	✓	2 Halogen Headlamps Dipped Beam	✓
Reverse Warning	✓	2 Halogen Headlamps Main Beam	✓

STANDARD EQUIPMENT



CAB AND OPERATOR

Air Conditioning	✓	Rear Vision Camera/Monitor	✓
Air Filter Restriction Indicator	✓	ROPS/FOPS Protection ISO3471/3449	✓
Auxiliary Power Outlets 12V and 24V	✓	Seat Belts Retractable J386	✓
CD/Tuner/MP3 Connectivity	✓	Seat, Operator, Air Suspension, High Back, Headrest and Adjustable Armrests	✓
Coat Hook	✓	Seat, Trainer	✓
Engine/Transmission/Hydraulic Diagnostic Facility	✓	Steering Wheel, Tilt/Telescopic	✓
Heating, Ventilation and Air Conditioning System (HVAC)	✓	Storage Compartment	✓
HEPA Cab Air Filter	✓	Sun Visor (internal)	✓
Insulation, Thermal and Acoustic	✓	Tinted Glass	✓
Interior Light	✓	Window Protection Grill, Rear	✓
Mirror Rear View (4)	✓	Wiper and Washer, Front and Rear Windows	✓
Mug Holder	✓	Mirror with wide angle	✓

WARNING LIGHTS AND AUDIBLE ALARM

Alternator Charging	✓	Engine 'STOP'	✓
Body Up	✓	Exhaust Brake	✓
Brake Cooling Oil Pressure	✓	Front Brake Accumulator Pressure	✓
Brake Cooling Oil Temperature	✓	Headlight High Beam	✓
Differential Lock	✓	Headlights Active	✓
Direction Indicators	✓	Hydraulic Oil Filter Change	✓
Dropbox High/Low Oil Pressure	✓	Hydraulic Oil Level Low	✓
Dropbox High/Oil Temperature	✓	Low Fuel	✓
Dropbox High/Ratio Selected	✓	Parking Brake	✓
Dropbox Low/Ratio Selected	✓	Rear Brake Accumulator Pressure	✓
Engine Air Filter Change	✓	Reverse Alarm Audible J994	✓
Engine 'CHECK'	✓	Secondary Steering	✓
Engine Coolant Level Low	✓	Transmission Check	✓
Engine Oil Pressure Low	✓	Transmission High Oil Temp	✓
Engine Over-speed Active	✓	Transmission Retarder	✓

GENERAL

Articulation and Oscillation Lock	✓	Manual Body Lower – EU Stage V only	✓
Battery Master Switch	✓	Modulating Cooling Fans	✓
Body Prop	✓	Mudflaps at Front and Centre	NA
Brakes Fully Hydraulic Dual Circuit System	✓	Neutral Start Interlock	✓
Diagnostic Pressure Test Points	✓	Pivot Protection Guard	✓
Differential Locks	✓	Rear Light Guards	✓
Electronic Assisted Body Hoist Control	✓	Secondary Steering	✓
Emergency Body Lower (EU Only)	NA	Security Kit	✓
Engine/Transmission/Hydraulic Electronic Management System	✓	Tilting Cab for Maintenance	✓
Exhaust Brake	✓	Tow Points, Front and Rear	✓
Exhaust Muffler	✓	Transmission Downshift Inhibitor	✓
Handrails on Fenders	✓	Transmission Oil Cooler	✓
Horn, Electric 117db	✓	Transmission Retarder	✓
Hydraulic Filter Restriction Indicator	✓	Transmission Sump Guard	✓
Hydraulic Oil Cooler	✓	Tyre Inflation Nitrogen	✓
Independent Suspension	✓		

Gauges

Body Tip Counter	✓	Fuel Level	✓
Brake Oil Temperature	✓	Hourmeter	✓
DEF Level Gauge (T4 variant only)	✓	Hydraulic Oil Temperature	✓
DEF Level Warning (T4 variant only)	✓	Speedometer/Digital Odometer/Tripmeter	✓
Engine Coolant Temperature	✓	Tachometer	✓
Fuel Consumption/Usage	✓	Transmission Oil Temperature	✓

LIGHTS

Direction and Hazard Warning Indicators (LED on Rear)	✓	Side and Tail (LED)	✓
Front Working Lights, Roof Mounted	✓	2 Halogen Headlamps Dipped Beam	✓
Reverse Warning	✓	2 Halogen Headlamps Main Beam	✓



OPTIONAL EQUIPMENT



BODY OPTIONS

Body Side Extensions	✓	Manual Body Lower for Tier 4 Final/T2 Variations	✓
Heated Body	✓	Spillguard Extension	✓
Liner Plates	✓	Chain Operated, Scissor Type, Rear Tailgate	✓

MIRRORS

Mirror Front Mounted	✓	Mirrors Heated	✓
----------------------	---	----------------	---

LIGHTS

Beacon Flashing	✓	Rear Working Lights, Roof Mounted	✓
Fog Rear	✓	Reverse Flashing	✓

WHEELS AND TYRES

Wide (750/65) tyres	✓	25x22.00 Rims	✓
---------------------	---	---------------	---

OTHER OPTIONS

Automatic Lubrication	✓	Driveline Guard	✓
Fast Fuel	✓	Payload Monitoring System	✓
Fire Extinguisher	✓	Seat Heated	✓
First Aid Kit	✓	Tool Kit	✓
Inclinometer/Body Tilt Warning Buzzer and Dashboard Light	✓	Haul Track Telematics *	✓

* Fitted as standard on EPA Tier 4 Final and EU Stage V engine machines. Ask for details.

OPTIONAL EQUIPMENT



BODY OPTIONS

Body Side Extensions	✓	Manual Body Lower for Tier 4 Final/T2 Variations	✓
Heated Body	✓	Spillguard Extension	✓
Liner Plates	✓	Chain Operated, Scissor Type, Rear Tailgate	✓

MIRRORS

Mirror Front Mounted	✓	Mirrors Heated	✓
----------------------	---	----------------	---

LIGHTS

Beacon Flashing	✓	Rear Working Lights, Roof Mounted	✓
Fog Rear	✓	Reverse Flashing	✓

OTHER OPTIONS

Automatic Lubrication	✓	Payload Monitoring System	✓
Fast Fuel	✓	Seat Heated	✓
Fire Extinguisher	✓	Tool Kit	✓
First Aid Kit	✓	Haul Track Telematics *	✓
Inclinometer/Body Tilt Warning Buzzer and Dashboard Light	✓		

* Fitted as standard on EPA Tier 4 Final and EU Stage V engine machines. Ask for details.





WE'VE GOT YOUR BACK

When you choose Rokbak, you choose a rock-solid hauler that won't let you down. And a rock-solid team that always has your back.

Find your nearest dealer at [rokbak.com](https://www.rokbak.com)

Call us on +44 (0) 1698 732 121

Email us at info@rokbak.com

ROKBAK

A MEMBER OF THE VOLVO GROUP



YOU CAN DO ANYTHING IF YOU PUT YOUR BACK INTO IT

ROKBAK